



Mastering Notes.ini Settings, Both Old and New

Chris Miller
Connectria

ODS 48 Improvements

- Potential improvements for I/O optimization
- Potential improvements for folder optimization
- The ODS is a requirement for the implementation of these new features:
 - ◆ Database names list
 - ▶ Contains all the reader and author entries in a database
 - ◆ On demand collation
 - ▶ Deferred creation of indexes for column sorting until used
 - ◆ Design note compression
 - ▶ Reduces database design notes by 50% !!

Domino 8 Server Notes.ini Enhancements

- **DB2 everywhere**
 - ◆ *DB_CREATION_DEFAULT_TYPE*
 - ▶ Either DB2 or nsf
 - ◆ *DB2INSTANCE*
 - ▶ Stores the DB2 instance name or DB2 node name you specify for the Domino environment
 - ◆ *DB2DATABASE*
 - ▶ An optional value
 - ▶ If this field is blank, the default name, DOMINO, is used. Stores the name of the DB2 database that you specify

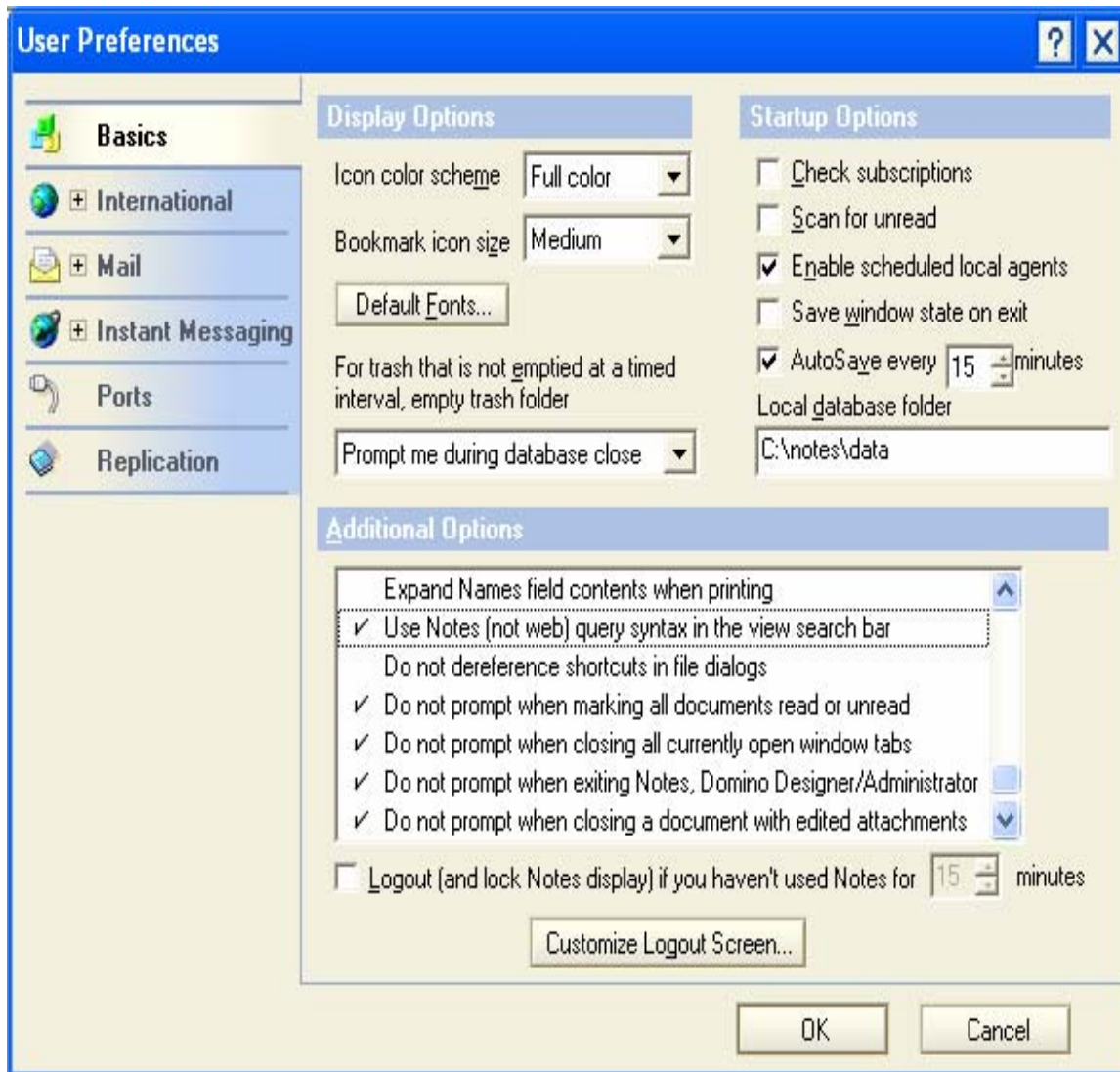
Domino 8 Server Notes.ini Enhancements

- **NSD is now able to run as a Windows service**
 - ♦ When NSD is registered as a service, you can enter commands to start or stop the service, trigger NSD processing, generate status and trace messages, and request status information that can be written to the server console or to a log file
 - ♦ To install the service, navigate to the location of the server notes.ini file from a command prompt and enter the following:
 - ▶ *nsd -svcinst*

Domino 8 Web Server Side Enhancements

- The new default for view searches is "web style" syntax, meaning that if the user searches several words, the documents returned contain those words, but not necessarily in order
 - ♦ This is a change from the current Notes syntax; to search exact terms, quotation marks are now needed
 - ♦ Wildcards (* ?) will be passed through to a web query
 - ♦ The symbols + and - will mean AND and NOT, respectively
 - ♦ To turn off web-style query and use the old Notes query syntax, you can set the following Notes.INI parameter:
 - ▶ **UseFTSyntaxOnly=1**

This Has a Client Side Ability Also



•You can also turn off web-style query from the UI

•In the Notes client, choose File -> Preferences -> User Preferences, Basic tab

Domino 8 Web Server Side Enhancements

- Numerous Domino Web Access (DWA) ini settings were made obsolete by the server configuration document in Domino 7
- Domino 8 introduces new server notes.ini settings for DWA, however
 - ♦ *iNotes_WA_Feeds*
 - ▶ (Required to enable feeds)
 - ♦ *iNotes_WA_FeedsSecured*
 - ▶ (Optional - only if you want to enable non-HTTP [non-secure] feeds)
 - ♦ *iNotes_WA_FeedsProtocol*
 - ▶ (Optional - only if secured feeds are disabled)

Domino 8 Web Server Side Enhancements

•The new part of the UI that the users will see in their DWA interface is a new RSS icon

Inbox 

- This is a global setting for all users
- There is no per user alternative or policy at this time

Notes 8 Client Notes.ini Enhancements

- **Send to IBM feature on the Notes client**
 - ♦ When a Notes client end user restarts their client after a crash, one of the following behaviors occurs depending on whether the Send to IBM feature is enabled and Automatic Diagnostic Collection (ADC) prompting is enabled
 - ♦ To disable the Send to IBM feature on the Notes client, add this setting to the Notes.INI file on the Notes client:
 - ▶ ***DEBUG_CRASH_SENDTOIBM_DISABLE=1***

Notes 8 Client Notes.ini Enhancements

Send to IBM feature	ADC prompting	Result
Enabled	Enabled	The Notes client end user is prompted to specify whether to send a diagnostic report to their company administrator and to IBM. The Notes client end user also has the option of viewing the report.
Enabled	Disabled	A dialog box displays information to the end user that a diagnostic report will be sent to their company administrator. The end user is also prompted as to whether they would like to send a diagnostic report to IBM.
Enabled	Not configured	A diagnostic report is not sent to the company administrator but the Notes client end user is prompted to specify whether to send a diagnostic report to IBM.
Disabled	Disabled or enabled with no prompting	The Notes client end user sees no messages or prompts regarding diagnostic collection and reporting. A diagnostic report is sent to the administrator. The end user could be prompted for comments if the administrator configured the feature to do so.

New or Undocumented Notes.ini Variables

- **iNotes_WA_Areas=***value*
 - ♦ This setting disables any combination of the six functional areas in Domino Web Access: Welcome, Mail, Calendar, To Do, Contacts, or Notebook. Each area can contain a value of 0 to disable an area, or 1 to enable an area. The format is iNotes_WA_Areas=ABCDEF
 - ▶ A = Welcome
 - ▶ B = Mail
 - ▶ C = Calendar
 - ▶ D = ToDo
 - ▶ E = Contacts
 - ▶ F = Notebook
 - ♦ In this example, all sections except for Mail and Contacts are disabled:
 - ▶ iNotes_WA_Areas=010010
- **The Default is 111111**

New or Undocumented Notes.ini Variables

- **iNotes_WA_ConfirmBlockedActiveX=*value***
 - ♦ If a user has not installed the latest Domino Web Access ActiveX control and if the installation is blocked by the browser, they will be asked once per session to confirm that Domino Web Access should continue to try to utilize the ActiveX control on subsequent pages
 - ♦ This setting provides a way to disable this prompt and for Domino Web Access to not use the Domino Web Access ActiveX control on subsequent pages (if it isn't already installed).
 - ▶ 0 - Suppresses confirmation box
 - ▶ 1 - Confirmation box displays
 - ♦ The default is 1

New or Undocumented Notes.ini Variables

- **iNotes_WA_Feeds=***value*
 - ◆ This setting enables the advertisement and access to various Inbox feed formats for Domino Web Access mail files
 - ▶ **iNotes_WA_Feeds=rss**
 - ▶ **iNotes_WA_Feeds=atom**
 - ▶ **iNotes_WA_Feeds=atom,rss**
 - ◆ The default url format to retrieve the feeds are as follows:
 - ▶ **<mailfile>/iNotes/Proxy/?OpenDocument&Form=s_RSS&NKA (for RSS)**
 - ▶ **<mailfile>/iNotes/Proxy/?OpenDocument&Form=s_Atom&NKA (for Atom)**
- **The default is no feeds are enabled/advertised**

New or Undocumented Notes.ini Variables

- **iNotes_WA_FeedsSecured= *value***
 - ◆ By default only secure feeds are enabled to the mail file
 - ◆ This is to avoid insecure authentication occurring as part of a feed retrieval
 - ◆ If you wish to allow feeds to be accessed via http rather than https, this INI setting may be used to do so
 - ▶ 0 - Disables this setting
 - ▶ 1 - Enables this setting
- The default is 1

New or Undocumented Notes.ini Variables

- **iNotes_WA_FeedsProtocol=*value***
 - ◆ This setting to have further control of the feed protocol advertised by the Inbox page
 - ◆ It is only applicable when iNotes_WA_FeedsSecured is set to "0."
 - ▶ **http:** - to have http: be the default advertised feed protocol
 - ▶ **https:** - to have https: be the default advertised feed protocol
 - ▶ **Not specified: (default)** -- advertise the feed to use the same protocol as the current page on which the feed advertisement occurs

New or Undocumented Notes.ini Variables

- **iNotes_WA_DisplayArchiveList = *value***
 - ♦ Use this setting when users may have more than one private archive policy and/or the administrator has assigned an archive policy to the user
 - ♦ When this variable is set to one, a dialog opens when the user clicks on the Archives button or tries to perform an Archive operation on a selected document from the virtual list or from an open message
 - ♦ The dialog will display a list of archive criteria that the user has set and/or the archive criteria settings as assigned through an archive policy by the administrator. The user can select the desired archive on which to perform the archive operation.
 - ▶ 0 - Disables this setting
 - ▶ 1 - Enables this setting

New or Undocumented Notes.ini Variables

- **iNotes_WA_PreferWebEngineCacheControl= *value***
 - ♦ Domino Web Access now sets Cache-Control response headers that prevent the Domino Web Engine from remapping them in certain scenarios
 - ♦ Previously, the default Domino Web Engine logic did not allow returning a Cache-Control response header for HTTP 1.0 requests, which lead to content being left in the browser cache unintentionally. Use this setting to revert to the prior behavior.
 - ▶ 0 - Disables this setting
 - ▶ 1 - Enables this setting


New or Undocumented Notes.ini Variables

- **iNotes_WA_PreferXMLHttpRequest= *value***
 - ♦ Set this variable to 1 to use Microsoft.XMLHTTP ActiveX object instead of load() method of <xml> tag where possible.
 - ▶ 0 - Disables this setting
 - ▶ 1 - Enables this setting
- The default is 0 (disabled)

Resources

- Domino 8 Release Notes
- Domino 8 Administrator Guide
- NEW *** Notes.net (LDD)
 - ♦ <http://www-128.ibm.com/developerworks/lotus/documentation/notes-ini/>
- Lotus Software Knowledgebase
- The DRCC tool can be found at www.drcc.com
 - ♦ They also have alternate tools for comparing files
 - ♦ <http://www.drcc.com/ref/notesini.nsf/all>

Your Turn!



How to contact me:

Chris Miller

IdoNotes@netscape.net

Blogging at *http://www.IdoNotes.com*

***Podcasts* on iTunes and the blog site**

IdoNotes on all your IM frequencies

Icon Collection



Checklist



Note



Resource



Tip



Don't Forget



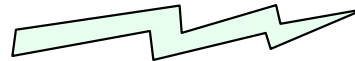
Bonus




Heads Up!



Solution



GOTCHA!



Best Practice



Tip



Warning


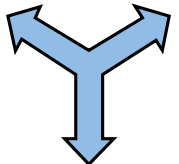


Tool



Client Issue

Decision



Finish



Issue



Lesson

Point



Key Feature

Insurance



Where to FIND it



Demo



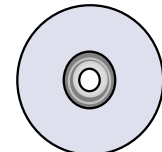
Great



Feature



Secret



Take-Home